



# BREAM<sup>10'6"</sup>

*The shores await you*



**WEIGHT MAX**  
125 kg




**DIMENSIONS**  
320 x 81 x 15 cm



**CAPACITY**  
1 person

- High speed
- High stability
- 1 removable central fin + 2 fixed side fins
- Optimum comfort
- Delivered ready to sail



**DROP-STITCH  
TECHNOLOGY**

## Accessories included








## BREAM 10'6''

### Discover new horizons

Thanks to its **tapered tail** and 3.2-metre length, the Bream can reach high speeds and glide along smoothly. Get ready to discover unusual places while enjoying optimum comfort: **a kayak seat and double-bladed paddle are supplied, making it easy to navigate from a seated position.**

**This model is ideal for beginners and intermediates who want to progress quickly.** As well as its innovative, futuristic design, it has a very comfortable EVA mat with a kick pad on the tail. This raised section at the rear provides perfect support for easy turns in the waves.




Perfect glide thanks to 3 fins  
(1 removable + 2 fixed)



Ultra-comfortable EVA mat  
with kick pad on tail



2 in 1 use:  
fastening and kayak chair  
included



Cargo space ultra-practical :  
front elastic straps

### The WATTSUP advantage: Accessories included



Transport bag  
ultra-comfortable



Double action  
inflation pump



Kayak  
seat



Leash  
coiled



x1 Adjustable  
2-in-1 aluminium  
paddle